

OPERATING WEIGHT

Operating weight, including 2.000 mm arm, 0,38 m³ bucket (ISO 7451), blade, operator, liquids, filled tank and standard equipment (ISO 6016).

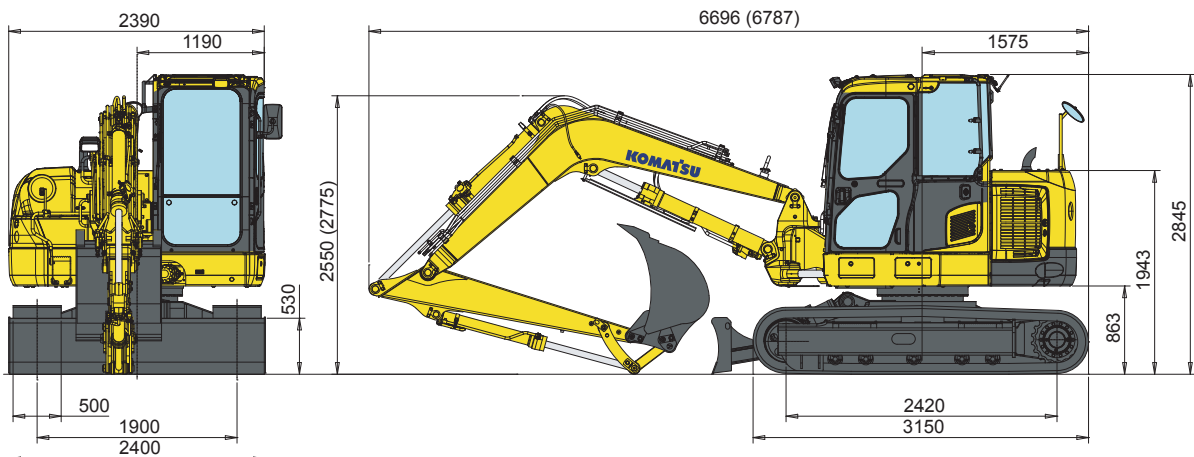
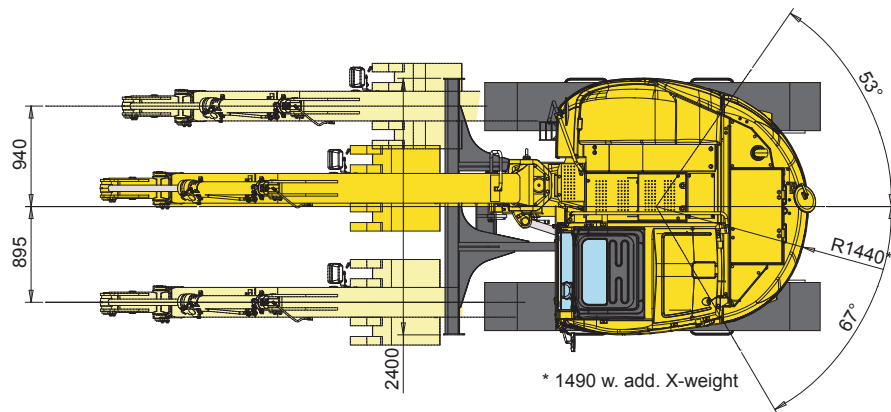
BLADE

Width × height2.400 × 530 mm
 Max. lifting above ground level490 mm
 Max. depth below ground level.....400 mm

Shoes	Width	Mono boom	Two-piece boom
Steel (500 mm)	2.400 mm	11.885 kg	12.065 kg
Road liner (500 mm)	2.400 mm	12.005 kg	12.190 kg

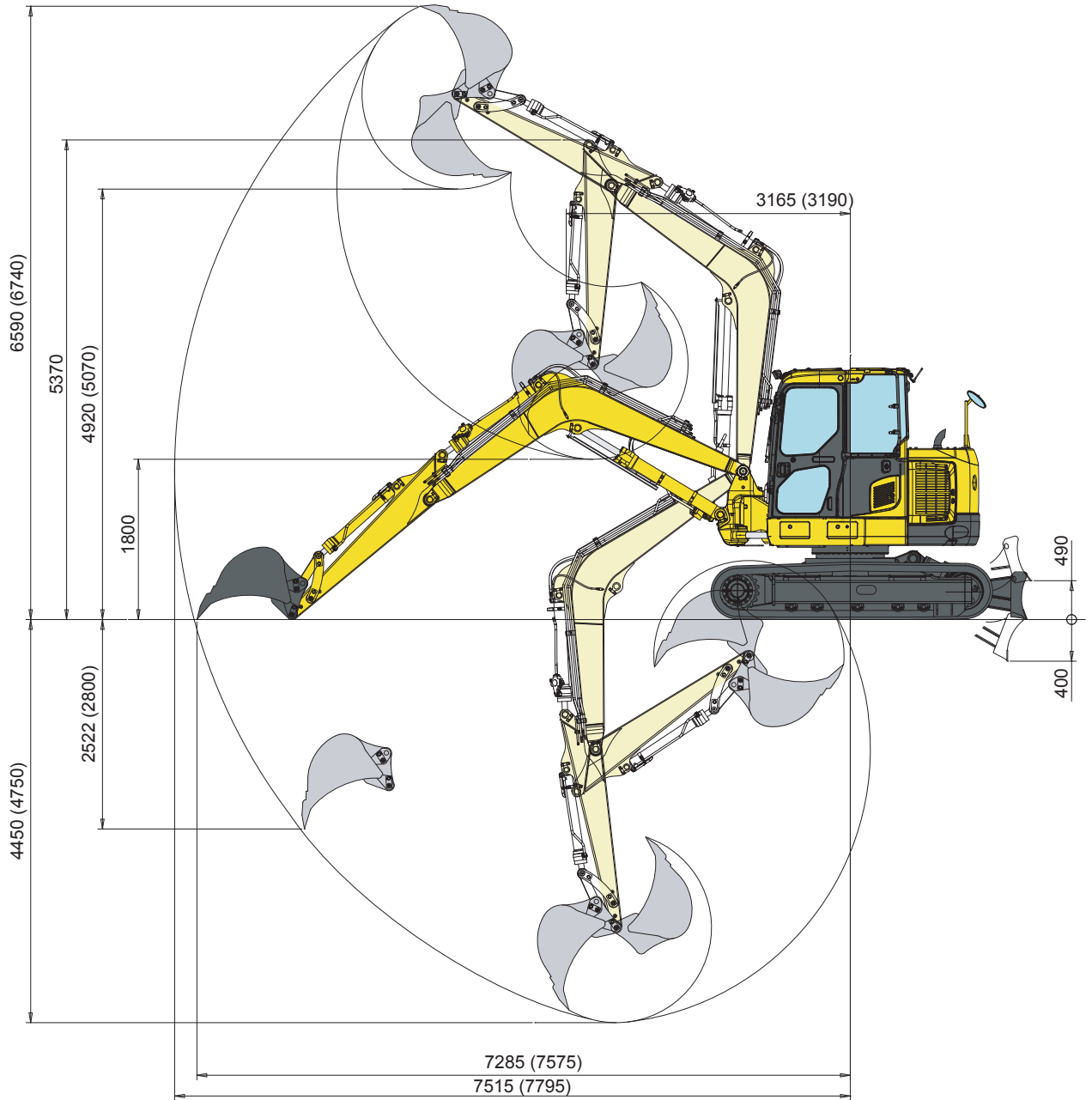
Bucket capacity (ISO 7451)	m ³	0,093	0,15	0,19	0,24	0,28	0,33	0,36	0,40
Bucket width	mm	300	400	500	600	700	800	900	1.000
Bucket weight	kg	168	194	218	234	252	270	294	320
No. of teeth	-	2	3	3	4	4	4	5	5

DIMENSIONS

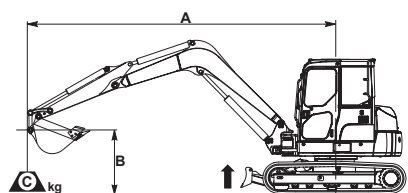


Working Range

WORKING RANGE MONO BOOM



LIFTING CAPACITY MONO BOOM



A – Reach from swing centre

B – Bucket hook height

C – Lifting capacities, including bucket (290 kg), bucket linkage and bucket cylinder

– Rating over front

– Rating over side

– Rating at maximum reach

When removing bucket, linkage or cylinder, lifting capacities can be increased by their respective weights.

With 500 mm shoes.

Arm length	A				6,0 m		4,5 m		3,0 m		1,5 m	
	B											
1.850 mm	4,5 m	kg	*1.730	1.460								
	3,0 m	kg	1.420	1.190	1.580	1.320	*2.060	*2.060				
	1,5 m	kg	1.330	1.110	1.520	1.260	2.430	1.960				
	0,0 m	kg	1.390	1.160	1.470	1.220	2.320	1.860	*3.300	3.300		
	-1,5 m	kg	1.700	1.400			2.300	1.850	4.540	3.320	*6.090	*6.090
2.000 mm	4,5 m	kg	*1.590	1.380	*1.560	1.340						
	3,0 m	kg	1.360	1.140	1.580	1.320	*1.910	*1.910				
	1,5 m	kg	1.270	1.060	1.510	1.260	2.430	1.960				
	0,0 m	kg	1.320	1.100	1.460	1.210	2.310	1.850	*3.380	3.270		
	-1,5 m	kg	1.600	1.320			2.280	1.830	4.500	3.290	*5.480	*5.480
2.300 mm	4,5 m	kg	*1.360	1.260	*1.390	1.350					*1.630	*1.630
	3,0 m	kg	1.250	1.050	1.580	1.320	*1.620	*1.620				
	1,5 m	kg	1.170	980	1.510	1.250	2.440	1.960				
	0,0 m	kg	1.220	1.010	1.450	1.200	2.300	1.840	*3.560	3.250		
	-1,5 m	kg	1.440	1.190	1.440	1.190	2.250	1.790	4.440	3.230	*3.370	*3.370

WITH ADDITIONAL COUNTERWEIGHT (388 kg)

Arm length	A				6,0 m		4,5 m		3,0 m		1,5 m	
	B											
1.850 mm	4,5 m	kg	*1.730	1.590								
	3,0 m	kg	1.570	1.310	1.740	1.440	*2.060	*2.060				
	1,5 m	kg	1.470	1.220	1.680	1.390	2.660	2.130				
	0,0 m	kg	1.540	1.270	1.640	1.350	2.550	2.030	*3.300	*3.300		
	-1,5 m	kg	1.880	1.540			2.530	2.020	4.970	3.600	*6.090	*6.090
2.000 mm	4,5 m	kg	*1.590	1.500	*1.560	1.460						
	3,0 m	kg	1.500	1.250	1.740	1.440	*1.910	*1.910				
	1,5 m	kg	1.410	1.170	1.670	1.380	2.660	2.130				
	0,0 m	kg	1.470	1.210	1.620	1.330	2.540	2.020	*3.380	*3.380		
	-1,5 m	kg	1.780	1.450			2.510	2.000	4.930	3.570	*5.480	*5.480
2.300 mm	4,5 m	kg	*1.360	*1.360	*1.390	*1.390					*1.630	*1.630
	3,0 m	kg	*1.370	1.160	*1.600	1.440	*1.620	*1.620				
	1,5 m	kg	1.310	1.080	1.670	1.370	2.650	2.130				
	0,0 m	kg	1.360	1.120	1.610	1.320	2.530	2.010	*3.560	3.530		
	-1,5 m	kg	1.600	1.310	1.600	1.310	2.480	1.960	4.880	3.520	*3.370	*3.370

Ratings are based on ISO standard 10567. Rated loads do not exceed 87% of hydraulic lift capacity or 75% of tipping load. Excavators used in object handling operations must comply with the related local regulations and must be equipped with hose burst valves (boom & arm) and an overload warning device in compliance with EN474-5.

- The values marked with an asterisk (*) are limited by the hydraulic capacities
- Calculations are based on the machine resting on a uniform and firm surface
- The lifting point is a hypothetical hook placed behind the bucket.